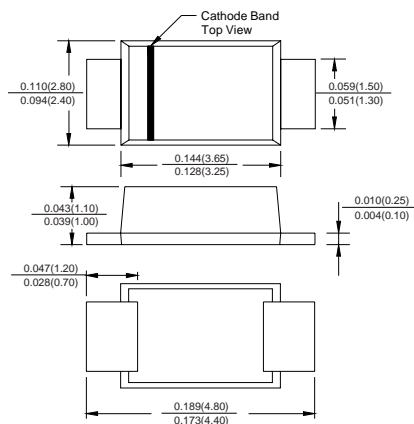


# SL32AS THRU SL310AS

## SURFACE MOUNT SCHOTTKY BARRIER RECTIFIER

Reverse Voltage - 20 to 100 Volts Forward Current - 3.0 Amperes

### SMAS



Dimensions in inches and (millimeters)

### FEATURES

- ◆ The plastic package carries Underwriters Laboratory Flammability Classification 94V-0
- ◆ For surface mounted applications
- ◆ Metal silicon junction, majority carrier conduction
- ◆ Low power loss, high efficiency
- ◆ Built-in strain relief, ideal for automated placement
- ◆ High forward surge current capability
- ◆ High temperature soldering guaranteed: 260°C/10 seconds at terminals

### MECHANICAL DATA

**Case:** SMAS molded plastic body

**Terminals:** leads solderable per MIL-STD-750, Method 2026

**Polarity:** Color band denotes cathode end

**Mounting Position:** Any

**Weight:** 0.0011 ounce, 0.029 grams

### MAXIMUM RATINGS AND ELECTRICAL CHARACTERISTICS

Ratings at 25°C ambient temperature unless otherwise specified.

Single phase half-wave 60Hz, resistive or inductive load, for capacitive load current derate by 20%.

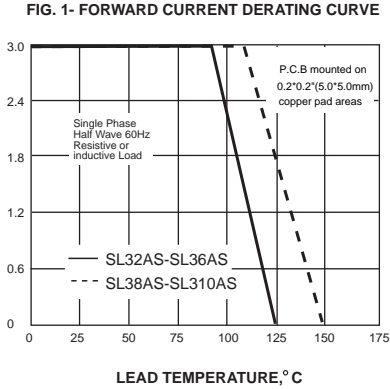
	SYMBOLS	SL32AS	SL33AS	SL34AS	SL35AS	SL36AS	SL38AS	SL310AS	UNITS	
Maximum repetitive peak reverse voltage	$V_{RRM}$	20	30	40	50	60	80	100	V	
Maximum RMS voltage	$V_{RMS}$	14	21	28	35	42	56	70	V	
Maximum DC blocking voltage	$V_{DC}$	20	30	40	50	60	80	100	V	
Maximum average forward rectified current at $T_L$ (see fig. 1)	$I_{(AV)}$	3.0							A	
Peak forward surge current 8.3ms single half sine-wave superimposed on rated load	$I_{FSM}$	70.0							A	
Maximum instantaneous forward voltage at 3.0A	$V_F$	0.45		0.50		0.7		V		
Maximum DC reverse current at rated DC blocking voltage	$I_R$	0.5		10.0		0.2		mA		
$T_A=25^\circ\text{C}$ $T_A=100^\circ\text{C}$						5.0				
Typical junction capacitance (NOTE 1)	$C_J$	500			300			pF		
Typical thermal resistance (NOTE 2)	$R_{\theta JA}$	90.0							°C/W	
Operating junction temperature range	$T_J$	-55 to +125					-55 to +150			°C
Storage temperature range	$T_{STG}$	-55 to +150							°C	

**Note:** 1. Measured at 1MHz and applied reverse voltage of 4.0V D.C.

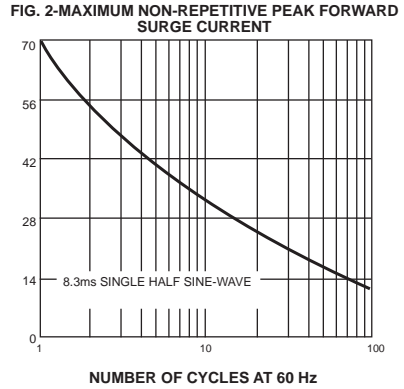
2. P.C.B. mounted with 0.2x0.2" (5.0x5.0mm) copper pad areas

# RATINGS AND CHARACTERISTIC CURVES SL32AS THRU SL310AS

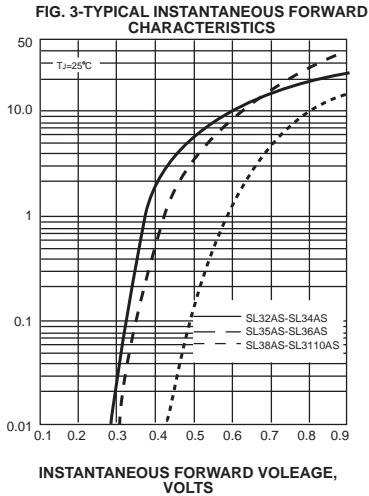
AVERAGE FORWARD RECTIFIED CURRENT, AMPERES



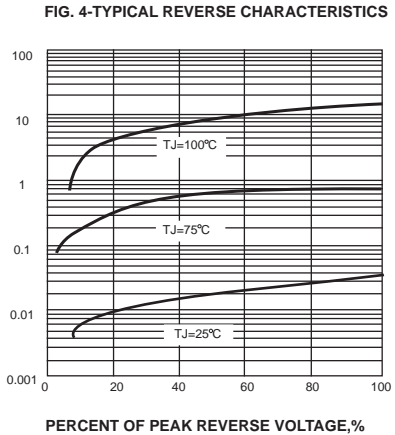
PEAK FORWARD SURGE CURRENT, AMPERES



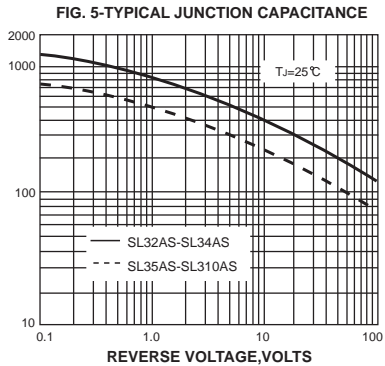
INSTANTANEOUS FORWARD CURRENT, AMPERES



INSTANTANEOUS REVERSE CURRENT, MILLIAMPERES



JUNCTION CAPACITANCE, pF



TRANSIENT THERMAL IMPEDANCE, °C/W

