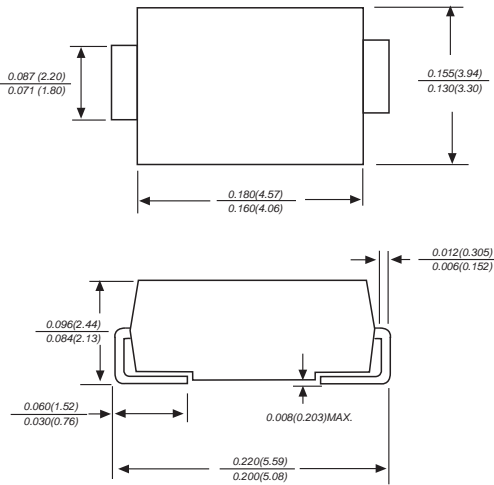


SK22B THRU SK220B

SURFACE MOUNT SCHOTTKY BARRIER RECTIFIER

Reverse Voltage - 20 to 200 Volts Forward Current - 2.0 Amperes

DO-214AA



Dimensions in inches and (millimeters)

FEATURES

- ◆ The plastic package carries Underwriters Laboratory Flammability Classification 94V-0
- ◆ For surface mounted applications
- ◆ Metal silicon junction, majority carrier conduction
- ◆ Low power loss, high efficiency
- ◆ Built-in strain relief, ideal for automated placement
- ◆ High forward surge current capability
- ◆ High temperature soldering guaranteed: 260°C/10 seconds at terminals

MECHANICAL DATA

Case: JEDEC DO-214AA molded plastic body
Terminals: leads solderable per MIL-STD-750, Method 2026
Polarity: Color band denotes cathode end
Mounting Position: Any
Weight: 0.003 ounce, 0.093 grams

MAXIMUM RATINGS AND ELECTRICAL CHARACTERISTICS

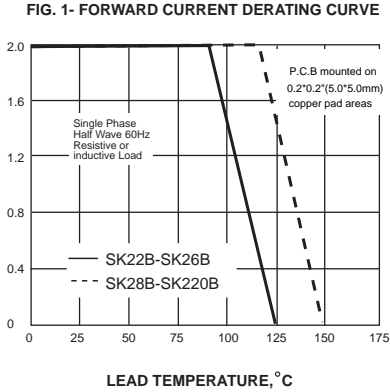
Ratings at 25°C ambient temperature unless otherwise specified.
 Single phase half-wave 60Hz, resistive or inductive load, for capacitive load current derate by 20%.

	SYMBOLS	SK22B	SK23B	SK24B	SK25B	SK26B	SK28B	S K210B	SK215B	SK220B	UNITS
Maximum repetitive peak reverse voltage	V_{RRM}	20	30	40	50	60	80	100	150	200	V
Maximum RMS voltage	V_{RMS}	14	21	28	35	42	56	70	105	140	V
Maximum DC blocking voltage	V_{DC}	20	30	40	50	60	80	100	150	200	V
Maximum average forward rectified current at T_L (see fig. 1)	$I_{(AV)}$	2.0									A
Peak forward surge current 8.3ms single half sine-wave superimposed on rated load	I_{FSM}	50.0									A
Maximum instantaneous forward voltage at 2.0A	V_F	0.55		0.70		0.85		0.95		V	
Maximum DC reverse current at rated DC blocking voltage $T_A=25^\circ\text{C}$ $T_A=100^\circ\text{C}$	I_R	0.5			0.1			2.0		mA	
Typical junction capacitance (NOTE 1)	C_J	220			180					pF	
Typical thermal resistance (NOTE 2)	$R_{\theta JA}$	68.0									°C/W
Operating junction temperature range	T_J	-55 to +125					-55 to +150				°C
Storage temperature range	T_{STG}	-55 to +150									°C

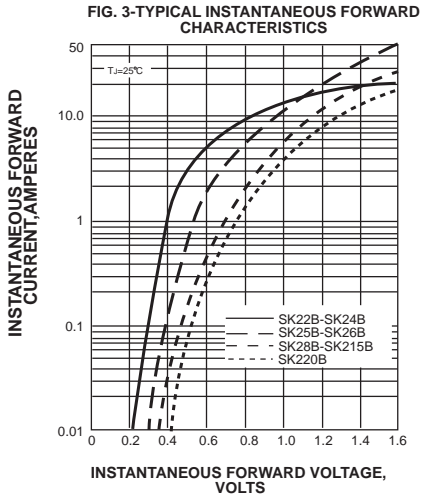
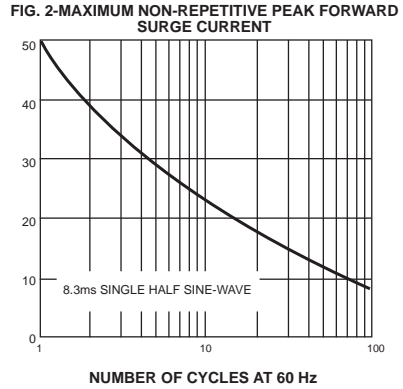
Note: 1. Measured at 1MHz and applied reverse voltage of 4.0V D.C.
 2. P.C.B. mounted with 0.2x0.2" (5.0x5.0mm) copper pad areas

RATINGS AND CHARACTERISTIC CURVES SK22B THRU SK220B

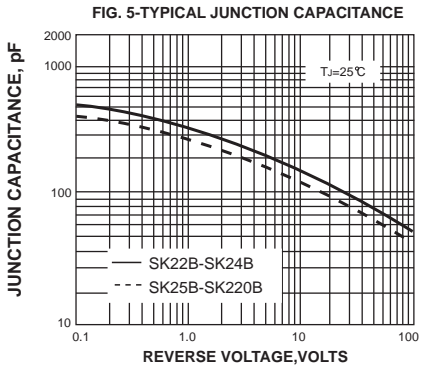
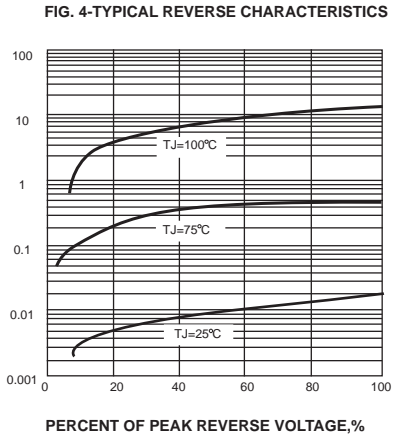
AVERAGE FORWARD RECTIFIED CURRENT, AMPERES



PEAK FORWARD SURGE CURRENT, AMPERES



INSTANTANEOUS REVERSE CURRENT, MILLIAMPERES



TRANSIENT THERMAL IMPEDANCE, °C/W

